



Erewash Citizens Panel June 2007 Questionnaire Survey

Final Report

*Decriminalisation of Parking
Derbyshire Cultural and Community Services
Physical Activity*

Prepared by
Christine Thornhill
Erewash Borough Council

July 2007

Chapter		Page
1	Introduction and Methodology	3
2	Summary of findings	6
3	Decriminalisation of parking	7
4	Derbyshire Cultural and Community Services	10
5	Physical Activity	12

Appendices

- A Covering letter
- B Questionnaire

CITIZENS PANEL FEBRUARY 2007**Background and Introduction**

In February 2007, Erewash Borough Council conducted a postal survey with Erewash Citizens' Panel to investigate views on Decriminalisation of Parking, Derbyshire Cultural and Community Service and Physical Activity

Methodology*Postal Mailout*

In May 2007, survey questionnaires, covering letters and reply paid envelopes were mailed out to 999 Erewash Citizens' Panel members. Panel members were asked to complete the questionnaire and return it in the reply paid envelope provided by 8 June.

Response Rate

Six hundred and one questionnaires were returned from the mail-out, giving a response rate of 60%.

DEMOGRAPHICS FOR JUNE 2007 CITIZENS PANEL**Gender**

		Number returned	Percent
Valid	Female	301	50.1
	Male	300	49.9
	Total	601	100.0

Ward

	Number returned	Percent
Valid		
Abbotsford	28	4.7
Breaston	26	4.3
Cotmanhay	20	3.3
Derby Road East	29	4.8
Derby Road West	34	5.7
Draycott	21	3.5
Hallam Fields	23	3.8
Ilkeston Central	18	3.0
Ilkeston North	15	2.5
Kirk Hallam	35	5.8
Little Eaton and Breadsall	20	3.3
Little Hallam	23	3.8
Long Eaton Central	35	5.8
Nottingham Road	46	7.7
Ockbrook and Borrowash	38	6.3
Old Park	18	3.0
Sandiacre North	24	4.0
Sandiacre South	28	4.7
Sawley	41	6.8
Stanley	13	2.2
West Hallam and Dale	28	4.7
Abbey		
Wilsthorpe	38	6.3
Total	601	100.0

Age Group

	Number returned	Percent
Valid 16 to 17 years	6	1.0
18 to 24 years	25	4.2
25 to 34 years	105	17.5
35 to 44 years	115	19.1
45 to 54 years	96	16.0
55 to 59 years	68	11.3
60 to 64 years	58	9.7
65 to 74 years	77	12.8
75 years and over	51	8.5
Total	601	100.0

Ethnic group

	Frequency	Percent
Valid No reply	2	.3
British	230	38.3
Indian	1	.2
Irish	2	.3
Mixed Caribbean	1	.2
Other	2	.3
Other White	7	1.2
White	356	59.2
Total	601	100.0

All figures in the tables are percentages except where the numbers of responses are cited.

Summary of Findings

Decriminalisation of Parking

The majority of respondents think that there is enough street parking in their area. Where both council and private parking is provided again respondents think that there is enough parking. The majority of respondents, however, said that no parking was provided this was probably due to the majority living outside the town centres.

The biggest problem with parking is due to school children being dropped off and picked up from school and parking in bus stop areas. There was no clear majority in favour or against the current parking enforcements.

Derbyshire Cultural and Community Services

The majority of respondents are interested in arts and cultural activities and think that these are becoming more widely available in Derbyshire. Respondents also know where to find information. However the number who attend these in the last week or month is very low. When respondents attend events outside Derbyshire these tend to be in Nottingham, Lincoln, London and on holiday. The events most attended were music, drama and museums/galleries.

Physical Activity

Over the last four weeks, only a small minority of respondents have spent time helping to organize cultural activities on a voluntary basis. In the last 12 months again only a small minority of respondents have received sport tuition or taken part in organized competitive sport. One third of respondents are members of clubs. Only one fifth of respondents exercised once a week and just under one third do no exercise at all.

Over one third of respondents were satisfied with the sports provision in their area.

DECRIMINALISATION OF PARKING

Derbyshire County Council has a duty to manage the streets for the benefit of users and residents. Controls and restrictions are introduced for reasons of safety, traffic flow, environmental and ease of access for pedestrians and all road users. The controls and restrictions require enforcement so that the aims of the controls can be met. However, the Police have increasing demands on their staff so recent laws have been made that allow local authorities to take over the responsibility of enforcement, the aim being to manage the roads more directly.

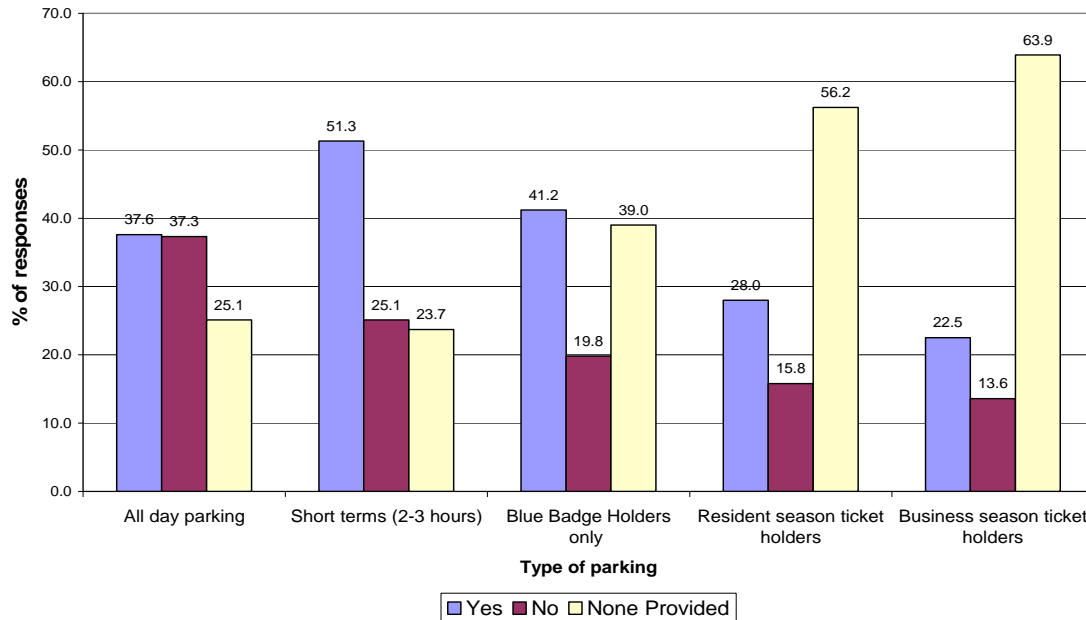
Your opinions have been sought so that we may monitor the enforcement and use the results to try and improve the service. The following questions refer to parking in your local areas which is defined as the streets or lanes around the home.

Q1 Thinking about your local area, do you think there is enough on street parking for the following:

%	Too much	Enough	Not enough	Don't know Not applicable	No of responses
All day parking	3.8	51.3	36.0	8.9	573
Short term (2 to 3 hours) Parking	1.1	57.4	28.6	13.0	570
Loading/unloading bays	0.4	33.6	19.2	46.8	553
Blue Badge Holders only parking	4.8	31.6	17.6	46.0	557
Resident Parking Schemes	5.4	28.1	24.7	41.8	558
Taxi Ranks	1.6	49.4	7.7	41.3	559
Bus Stop Clearways	0.9	58.8	15.4	25.0	565

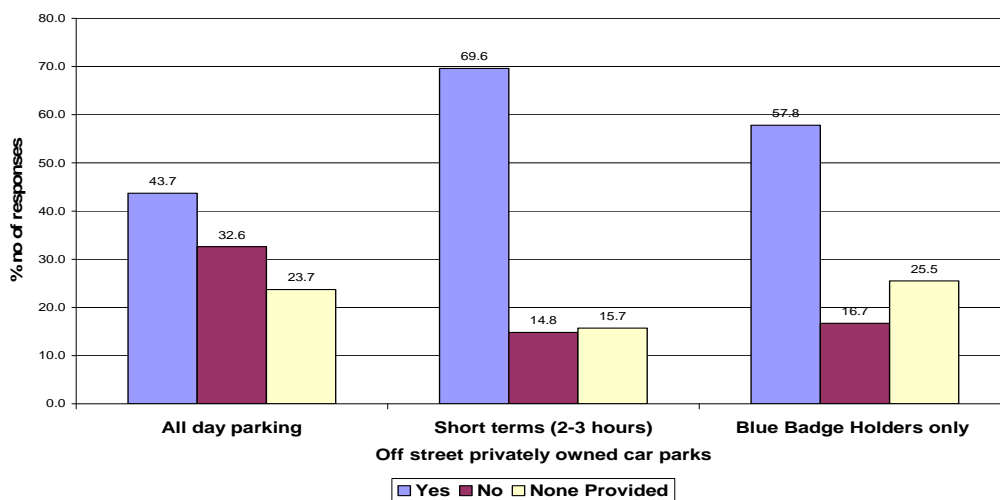
The majority of people (51%) think that there is enough street parking in their area. Although 36% think that there is not enough all day parking. Over 40% of respondents didn't know or thought this question was not applicable.

Q2 Thinking about your local area, are there enough off-street Council owned parking spaces for:



Where council parking is provided, the majority of respondents think that there is enough of the various types of parking, except for all day parking where the yes and no outweigh each other at 37%. In a lot of cases there isn't any council parking, probably due to most of the respondents living outside the towns.

Q3 Thinking about your local area, are there enough off-street privately owned car parks (eg supermarkets) available with enough spaces for:



Once again the majority of people think that there is enough off street privately owned car parks in their area, and again there are significant numbers of

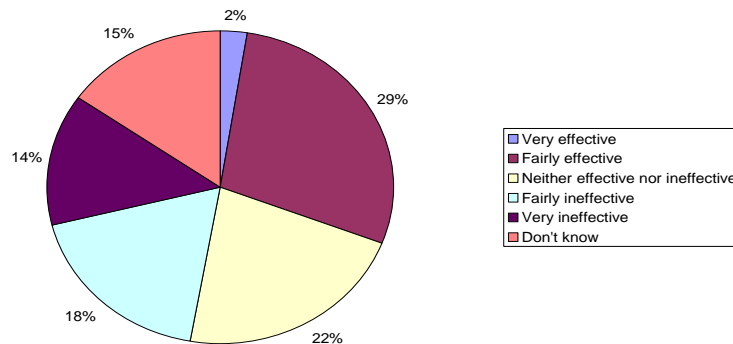
responses where there is no such parking available. All day parking is again highlighted as not sufficient (33%) against 44% who think it is sufficient.

Q4 Thinking about your local area, how much of a problem do you think the following are?

%	A very big problem	A fairly big problem	Not a Very big Problem	Not a Problem at all	Don't know	Number of responses
Vehicles parking on double or single yellow lines	12.1	25.9	42.5	14.8	4.8	588
Vehicles overstaying the time limit in a parking bay	2.6	8.5	35.9	20.7	32.3	579
Abuse of Blue Badge Holders Only parking spaces	12.1	19.9	22.2	18.5	27.2	577
School children being dropped off/picked up on a school Keep Clear Zig Zag markings	27.2	33.3	17.0	8.5	13.9	588
Vehicles parked in or too close to bus stops	11.9	26.7	39.9	12.9	8.5	587
Abuse of loading bays	3.1	9.8	26.7	20.0	40.4	574
Abuse of Residents Parking Schemes	3.3	8.0	18.8	20.9	49.0	574
Abuse of taxi ranks	1.6	5.1	22.4	27.1	43.8	568

The biggest problem seems to be school children being dropped off and picked up on school keep clear zig-zag markings, with a 61% of respondents highlighting this. Vehicles parked next to bus stops is the next problem with 39% of respondents highlighting this and the third highest problem is abuse of Blue Badge Holders only parking spaces, with 32% of respondents highlighting this.

Q5 How effective do you think current parking enforcement is?



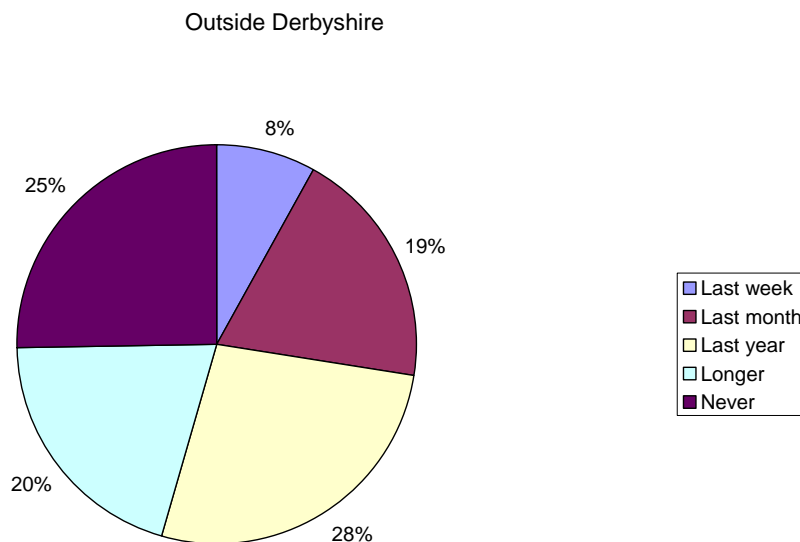
There was no clear majority from those respondents who thought current parking enforcement was effective against being ineffective. 37% either didn't know or thought it neither effective nor ineffective. No clear conclusion can be taken from this response.

DERBYSHIRE CULTURAL AND COMMUNITY SERVICES

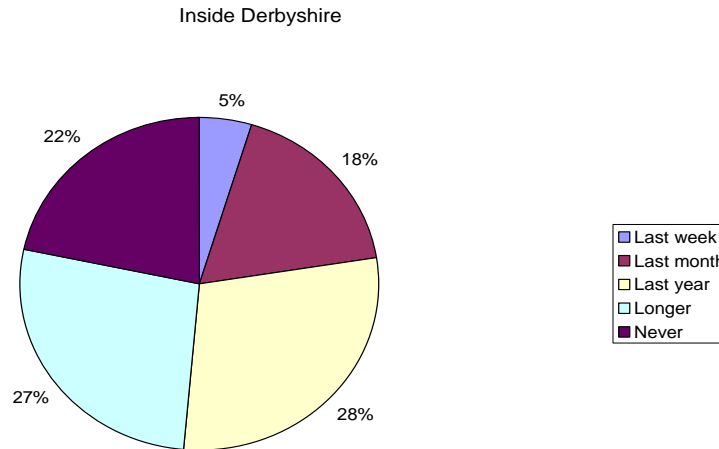
These questions were designed to aid the development of cultural and community services eg drama, dance, music, museums, literature, film and theatre in Derbyshire and to test the effectiveness of marketing and communications strategies.

64% of respondents are interested in arts and cultural activities and 39% think that arts and cultural activities are becoming more widely available in Derbyshire. 60% of respondents know where to find information about arts and cultural activities in Derbyshire, the main sources of this information are Derby Evening Telegraph and other local publications, Council Newsletter, Libraries, the Town Halls and the Borough Website.

Respondents were asked when they last went to an arts or cultural event both in Derbyshire and outside.



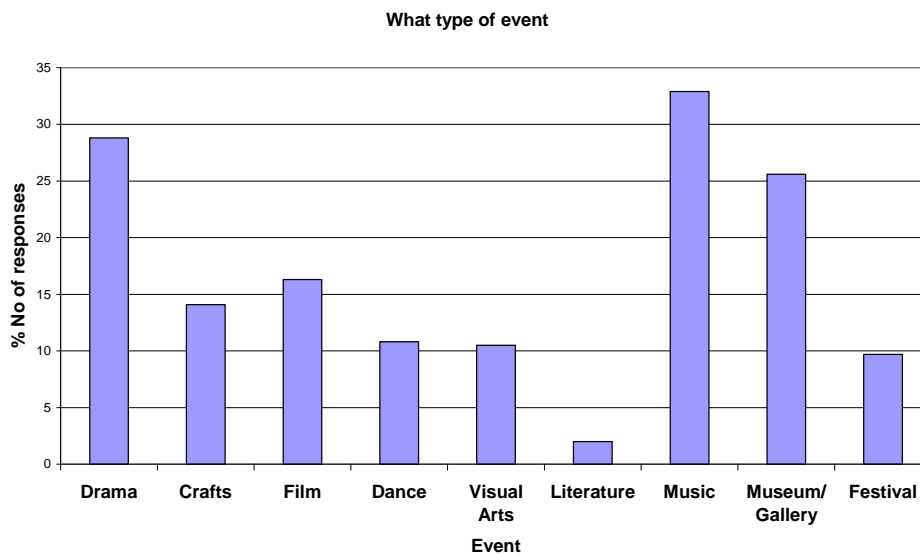
Within Derbyshire, the majority (28%) of respondents had been to an arts or cultural event in the last year, only 8% had been in the last week and 19% in the last month. However for 45% of respondents this was longer or never.



Outside Derbyshire, again 28% had been to an event in the last year, 5% in the last week and 18% in the last month, but again 49% had either never been or it had been longer than one year.

The places respondents have been outside Derbyshire are mainly in Nottingham, Lincoln, London and holiday destinations.

From the respondents who had attended an event in the last 12 months, 32.3% had attended an amateur event and 43.3% had attended a professional event. 62.7% were in the audience, and 5.2% were participating. The types of events were:



Music events (33%), drama (28%) and museums/galleries (26%) were the most visited, literary events were the least popular.

13% of respondents belong to an arts or cultural organization or regularly attend a club/society/group/class. 85% of these attend club.

PHYSICAL ACTIVITY

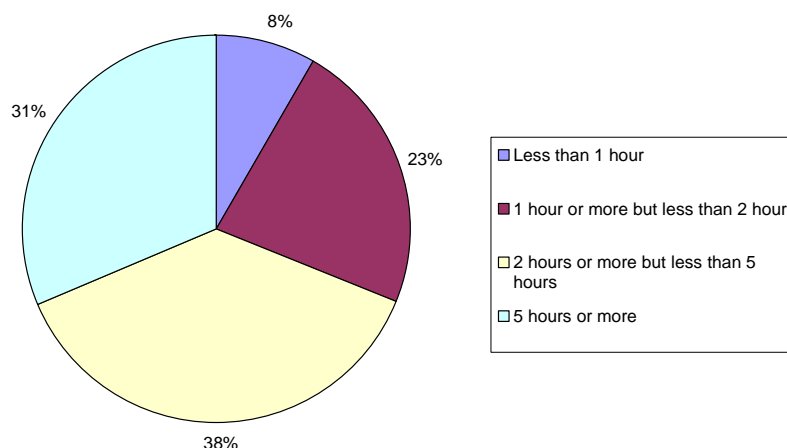
Derbyshire Sport is continuing to monitor Derbyshire residents' involvement in sport and physical activity. The information gathered from the following questions will enable us to improve sporting opportunities across the county.

Over the last 4 weeks, only 10% of respondents have spent time helping to organize cultural activities on a voluntary basis that is without pay except for expenses. The type of activities were sports coaching, activities associated with children, leading walks and drama groups.

In the last 12 months, 16% of recipients have received tuition from an instructor or coach, to improve their performance in any sport or physical activity. 15% of respondents have taken part in organized competitive sport in the last 12 months.

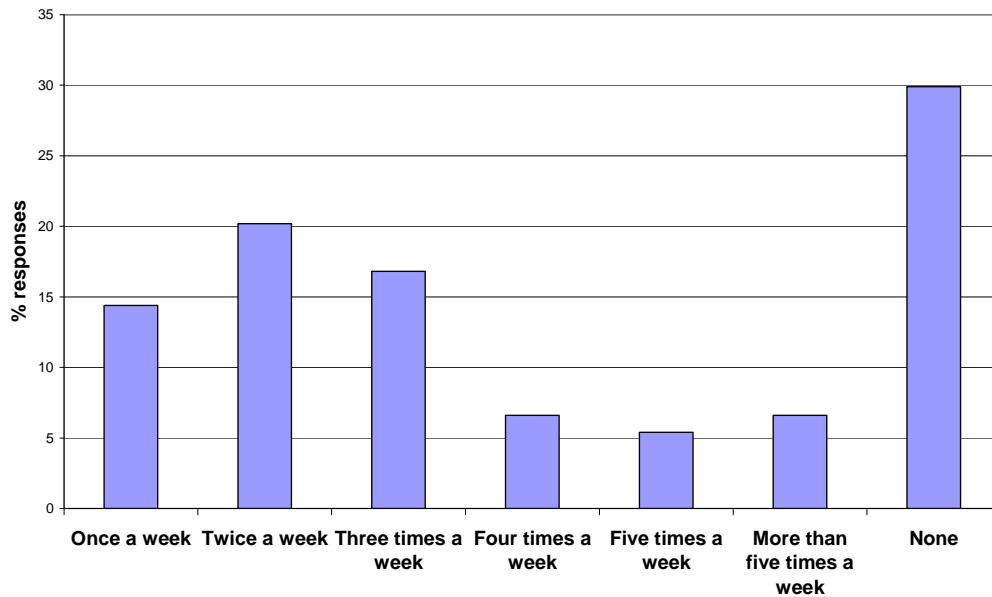
30% of respondents in the last four weeks have been a member of a club, in particular to play or participate in a sport or physical activity. Of those who responded 17% had been a member of a Health/fitness club, 1% a social club, 9% a sports club and 6% of another type of club (multiple replies were allowed). Other types of clubs were dance.

In the last 4 weeks, only 8% of respondents have spent any time helping to organize sport on a voluntary basis, that is, without pay except for expenses. This also includes any teaching, coaching or refereeing done as a volunteer. Of these respondents the following amount of time was spent on voluntary sports work.



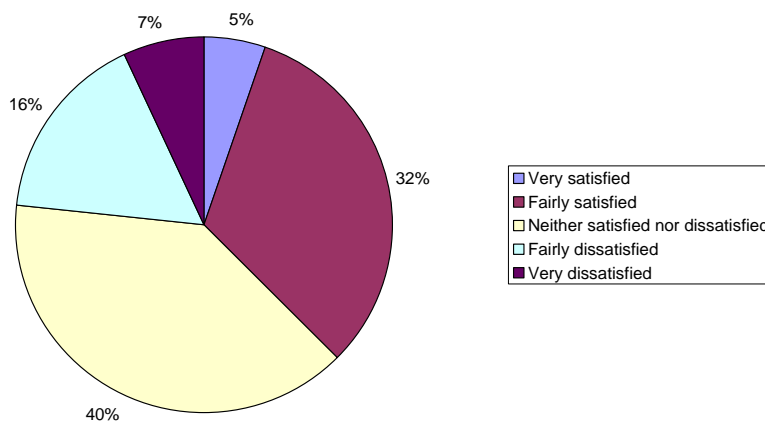
The majority of the respondents who answered 'yes' to this question have spent over 2 hours in total over the last 4 weeks on voluntary sports work.

Respondents were asked how many times per week did they exercise for 30 minutes or more where you get sweaty or out of breath.




As can be seen from the graph, 30% of respondents do not do any exercise, with only 20% doing exercise for at least twice a week.

Respondents were then asked how satisfied they were with the sports provision in the local area.



In total 37.4% of respondents were either very or fairly satisfied with the sports provision in their area, 25.3% were fairly or very dissatisfied, this gives a net satisfaction of 12.1%



LORRAINE POYSER
EXECUTIVE OFFICE
Community Consultation

*Town Hall
Ilkeston
Derbyshire
DE7 5RF*

Switchboard: 0845 9072244
Fax: 0115 9071121
Minicom: 0115 931 6056
Web: www.erewash.gov.uk

Please ask for: Chris Thornhill
Direct Telephone: Ext 3577
E-Mail: christine.thornhill@erewash.gov.uk
Your Ref:
Our Ref:
Date: May 2007

Dear Citizen Panel Member

Erewash Citizens Panel – May 2007

I am pleased to enclose the questionnaire for the latest survey of the Citizens Panel.

The May survey covers Derbyshire Cultural and Community Services, physical activity and decriminalisation of parking. You will be relieved to see that the questionnaire is a relatively short one this time.

Your views are very important to us and represent the views of the residents of Erewash. The February survey had a response rate of 61 per cent and I would like to increase this to 70 per cent this year. I would be grateful if you could complete and return the questionnaire to Erewash Borough Council in the FREEPOST envelope provided by **Friday, 8 June**.

Please contact me on 0845 907 2244 ext 3577 if you have any queries about this survey, and many thanks for your continued support in responding to the questionnaires.

Yours faithfully

CA Thornhill

Christine Thornhill
Consultation and Engagement Officer

Enc